

English Conversation

Introductory English

32 Lessons



They have 7 cats

English Corner

Ashley Hood

Welcome!

Welcome to English Conversation Beginner English. We hope that these lessons will help your students learn practical English as well as share more about themselves while meeting other people. Special thanks for the many teachers and students I have learned so much from including the Thai team in Bangkok led by Miss Universe Emmie Mamm and ably assisted by my wife Kim, Leanne and Bob, Ann, Margaret, Marie, Chris, Catherine, Hugh and many others in Brisbane, Lauren, Marg, Chris and the team in Melbourne, the ITA team headed by Maureen in Australia as well as the Montana go getters Andy and Courtnie who constantly encourage and excel. Thanks to God and thanks to everybody. I leave you with this comment;

Lao Tzu, a 6th century Chinese Philosopher once said

“The journey of a thousand miles begin with one step”:

Time to take that next step

Ashley Hood March 2024

“My top priority is for people to understand that they have the power to
change things themselves.”

Aung San Suu Kyi



English Conversation

Beginner English

32 Lessons



They have 7 cats

English Corner

Ashley Hood

March 2024



CC BY-NC-SA (Creative Commons Attribution-Non-Commercial-Share Alike): This grants the right for properly attributed work to be shared, used, and modified, as long as the new work and any modifications made are not used for commercial gain, and the work is shared with the same license as the original.

To Contact Your English Corner

Email oznenglishcorner@gmail.com

Web page: www.t4tenglish.com

Cover Photo: Jonty Hood. ‘Winter In Kathmandu’ Nepal. Dec. 2019.

Photo on lesson page: Jonty Hood “The Himalayas” January 2020.



Your English Corner Reproducible

Index

Lesson	Topic	Story
1. Introductions	Meeting people	Burning Bush
2. Can do	Physical activities	The man at the pool
3. Body	Movement	The crooked woman
4. The Classroom	Naming things	The found book
5. In the room	Location	Hole in the roof
6. Lost and found	Position	The lost coin
7. Pets	Description	The lost sheep
8. Family	Numbers	Abraham
9. Opposites	Possession	David and Goliath
10. Comparisons	Two people	David and Goliath
11. Colour	Shapes	Noah and the rainbow
12. Clothes	Model	Joseph's colourful coat
13. Jobs	Routine	Peter fishing
14. Information	Cultural habits	Uncommon stories
15. Time	What are you doing now	The wedding
16. Describing people	Feelings	Jairus' daughter
17. You	Life Experience	Lost son
18. Cooking	Recipe	The stew
19. Coffee shop	Drinking habits	The sleepy boy
20. Weather	Activities	Storm at sea
21. Farms	Crops	Four fields
22. Beautiful places	Description	The Garden of Eden
23. Direction	Shops	Bartimaeus
24. Travel plans	Surprise meetings	On the road to Damascus
25. Numbers	Shopping	Number 7 Jericho
26. Shopping	Describing items	The gold calf
27. Activities	Mountains and beaches	Walking on water
28. Feelings	Situations	Legion
29. Food	Fruit and vegetables	Feeding the 5000
30. Birds	Information questions	Crows
31. Encouragement	You can do it!	The sad woman
32. Time line	My life	The woman at the well



Ideas for Bi lingual Storytelling

End of each lesson.

At the end of each lesson there is a story. The language learnt beforehand in each lesson leads to helping to share and understand the story. You can present the story any way you like. Here is one example where the aim is for the student to retell not reread the story and to use voice variation and gestures and then be able to discuss what they learnt from the story. Let's look at an example story from Lesson 16 Describing people 'Feelings' Point 5: .: Story: Jairus' daughter Mark 8:21-24, 35-43. (T Teacher and (S) Student)



1. T & S read and act out the main words (usually verbs) from the story(Charades).
 1. Knelt 2. Beg 3. Come 4. Touch 5. Dead 6. Bother
 7. Believe 8. Crying 9. Sleep 10. Laugh 11. Held 12. Get up 13. Surprised
2. (T) Tell the story using actions. Students can help by saying the verb words.
3. Read the story (optional). (English/Thai/Chinese...). *biblegateway.com*
4. T/S Draw a story map. (Can be pre-drawn).

5. Practice voice intonation.with the whole class. (Verse from the story). "Little girl, get up!".
 1. High voice x2 2. Low voice x2
 3. Fast voice x2 4.Slow voice x2
 5. Use pause x2
6. (S) Retell the story. Not re read).
7. Dramatize the story

1.	2.
3.	4.

8. Story Review. When? 30-33 AD. Where? Israel. Who? . Class Discussion
 1. Who is in the story?
 2. What surprised you in this story?
 3. What did you learn from this story?
 4. Who are you like or want to be like in this story?
 5. Who could you tell this story to?



Lessons



Enjoy



1. Introductions

Learning about other people

1. Introduce yourself to the class as one voice.

- a. Good morning/afternoon.
- b. My name is.. You can call me ...
- c. I am... years old.
- d. I am from...
- e. I am... (kind, beautiful, friendly...)
- f. Nice to meet you.



2. In pairs, draw a picture of your partner's face on a paper plate

3. Ask your partner some questions and write the answers on the back of the plate

- a. What is your name?
- b. How old are you?
- c. Where are you from?
- d. What do you do? What is your job?
- e. What do you like to do in your free time?



4. Introduce your partner in small groups of 4 (2 pairs).

- a. Her name is.... She is... years old
- b. She is from... She is...
- c. In her free time she likes to ...



5. Class summary: Teacher asks the class questions such as ...

Is his name...? Is he from...? Is she...? Are you...? Are they...?

6. Have you ever met somebody famous? Who would you like to meet?

7. Here is a story of a surprise introduction of a man named Moses meeting somebody very very famous. Exodus 3

Moses: My name is Moses. I am from Israel
I look after sheep. I can see a burning bush
not burning down. Let me take a closer look

Burning bush: Moses Moses!

Moses: Who are you?

Burning Bush: I AM



2. Can do

Physical Activities

1. Can you swim? (Choose one answer)
 - a. Yes I can, I am a good swimmer
 - b. Not bad
 - c. I can a little and my swimming is getting better everyday
 - d. No I can't. Maybe impossible for me.
 - e. No I can't but I want to learn
 - f. No I can't but I am willing to learn



2. Find 8 different people and ask can they do these activities and if yes they have to sign

1. Can you sing? Yes I can. Sign...		2. Can you dance? Yes I can. Sign...	
3. Can you drive a car? Yes I can. Sign...		4. Can you ride a bike? Yes I can. Sign...	
5. Can you play football? Yes I can. Sign...		6. Can you cook? Yes I can. Sign...	
7. Can you run fast? Yes I can. Sign...		8. Can you speak English? Yes I can. Sign...	

3. Share what is something else you can do. For example: I can ...

4. Let's learn a story of a man who couldn't walk for 38 years. Everyday he tried to get into a healing pool of water until one day he met someone who asked him this question. "Do you want to get well"? John 5:1-18



3. Body

Move and Groove

1. Sing the Song: Head Shoulder Knees and Toe.

2. As a class, role play this discussion pointing to your body

Teacher: What is this? Student: That is a nose

Teacher: What are these? Student: Those are fingers

Teacher: This is a finger. Student: Yes it is or No it isn't. it's a...

3. In small groups label a person's body with names of parts of the body.

Hand Foot Finger Arm Ear

Eye Waist Hair Leg Mouth

4. Song option: "Dem bones Dem bones."

5. Do aerobics using parts of the body

a. Clap your hands 1 2 3

b. March on spot 1.2.3

c. Put your hands up 3 times 1 2 3

a. Roll your arms 3 times 1 2 3

b. Twinkle your fingers 1 2 3


c. Put your hands on your hips and turn 1 2 3

d. Touch your toes 3 times 1.2 3

6. Now think and demonstrate one move and the teacher will help you with the English. Take turns being the aerobics instructor and say "Change" to change leader. For example: Stretch to the right 1.2.3 Change! Swivel your hips 1.2.3

7. There is story of a woman who couldn't use her body to do many things as she wasn't able to stand up straight for 18 years until one day she met the good teacher. Luke 13:10-17

'¹³ He put his hands on her and immediately she could stand up straight. She praised God'.



4. The classroom

Describing things

1. Teacher points to different objects in the room and says the name. Students just listen “This is a pen” “This is a ruler”... “This is a pencil”
2. Teacher asks students to point to different objects
“Jack can you point to the pencil”
3. Go around the group with each person holding up one thing they have and they say for example:
This is a pen. This is a book This is a pencil...
4. Teacher introduces plural by showing 2 pens
“This is a pen” “These are pens”
5. Teacher then adds adjectives (Singular okay)
This is a big book This is a small book This is a blue pen.
This is a red pen This is a heavy book This is a light book
This is a long ruler This is a new pen This is an old pen
6. What is your most favorite book you have ever read?
7. There is a story of a book that was found that was life changing for a King, his nation and then many other nations 2 Kings 22.



- a. A priest found a book in the temple and read it to the king's servant
- b. The king's servant took the book and read it to King Josiah.
- c. King Josiah heard what the book said and he felt very sorry so he tore his robes
- d. King Josiah and the priest Ezra stood up, opened the book and read it out aloud to all the people.
- e. The king had all the idols and evil places destroyed throughout the kingdom

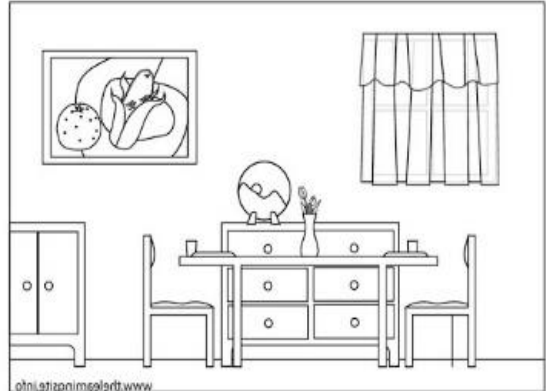


5. In the Room

Location

1. Teacher points to items in the room This is a table This is a window. These are chairs
2. Share what you can see in the picture of the room: For example:

- a. There is a table
- b. The table is next to the drawers
- c. There are 2 chairs
- d. One chair is below the window
- e. Other.....



3. Ask these questions:

Q: Is there a table in the room?

A: Yes there is / No there isn't

Q: Are there any chairs?

A: Yes there are / No there aren't

4. Answer these questions

Where is the table?

Where are the chairs?

Where is the window?

Where is the cupboard?

Where are the drawers? Where is the window?

Where is the curtain?

Where is the picture?

Where is the vase?

Where is the plate?

5. Here is a story of a room that had little furniture and was crowded with people, suddenly there was a hole in roof! Luke 5:17-26



6. Lost and Found

Location

1. Model and teach these positions
In, on, behind, next to, in front of, under, near, above
2. Line up in 2 teams putting the following things in front of each team. A ball, box, bottle, can and pen. Then the teacher gives instruction on how he wants some objects to be positioned such as: "Put the ball in the box". One person from each team runs out and follows the teachers instruction. The first team to do it correctly wins.



3. Hide 10 things in a room in different places and then ask the class to go and find the items and come back and share where they found the items they found
For example: I found this coin under the table next to the window
4. Learn the story of the lost coin where one woman had 10 coins but lost one so she went to look for the lost coin. Luke 15:8-10



7. Pets

So special

1. Make the sounds these creatures make in your country.
a. Dogs b. Frogs c. Pigs d. Chicken e. Roosters
2. In pairs (A and B), each pair chooses one type of animal or bird different from all the other pairs. Partner A then goes to one end of the room and partner B to the other end of the room. Everybody is blindfolded, both partners then have to make their animal noise until they find their partner.
3. Practice the intonations to these statement/questions.
 - a. What is your favorite animal? (Wh question-falling intonation).
 - b. My favourite animal is (Information- falling intonation)
 - c. Do you like dogs? (Yes/No question–rising intonation).
4. Share about an animal you like a lot. For example
I really like cats. They are so
 - a. Cute
 - b. Friendly
 - c. Funny
 - d. Playful
 - e. Sleepy
 - g. Intelligent
 - f. Fast
 - h. Loyal
 - i. Loving
 - k. Crazy
 - l. Cuddly
 - m. Silly
5. Describe your pet.
 - a. I have a... (bird/cat)
 - b. His/her name is...
 - c. He/she is very... (cute, cuddly and playful).
 - d. He/she likes to... (run around)
 - e. He is good company
6. Share about an animal story you know. For example:
 - a. Japan: Hachiko: A very loyal dog
 - b. World: The farmer and the lost sheep Luke 15:1-7



8. Family

Numbers

1. Share 3 numbers about your life: For example: 61 5 30 Your partner has to guess what the numbers stand for. For example:

1. You are 61 years old Correct
2. You have 5 pets Incorrect
3. You have been married for 30 years Correct

2. How many people are in the picture of the family on this page?

In this family there arepeople

3. In pairs, share from the picture as the Grandfather to your partner. For example:

- a. Hi, I am a Grandfather
- b. I have one son who is married
- c. My daughter in law's name is Anna
- d. I have 2 grandchildren
- e. My granddaughter's name is Sunny
- f. She is 8 years old. She likes making cakes
- g. She is very funny!



4. Draw and share who is in your family

- a. How many people are in your family?
- b. Do you have any brothers or sisters?
- c. Are you the oldest in your family?
- d. What do people like to do in your family?



5. There is an option to either learn the story of the father and 2 sons (Luke 15:1-32) or the story of Abraham the father of many nations in the following number 6.

6. God used one family to show how all people in the world would be blessed through a man named Abraham (Genesis 12:1-3) The LORD had said to Abram, "Go from your country, your people and your father's household to the land I will show you. ² "I will make you into a great nation, and all peoples on earth will be blessed through you."^[b]



7. Sing the song: "Father Abraham had many sons"



9. Opposites

I have

1. The teachers cuts various lengths of string or ribbon and the students choose one piece of string. Each student then wraps/ties the piece of string/ribbon around their finger while at the same time sharing about themselves

- a. Hello
- b. My name is

(Circle one answer to describe you)

- c. My string is very long /short
- d. I am young / young at heart / old
- e. I am tall / medium height/ short
- f. I have long / medium length /short **hair**
- g. My singing is very good / so so / not so good
- h. I come from a big / medium size / small **family**



2. Revise descriptive adjectives and opposites

Big/Small Long/Short Heavy/Light Old/New Old/Young
Tall/Short Rich/Poor Good/Bad Near/Far Fast/Slow

3. Learn the well-known story of two people David and Goliath the giant who were completely opposite in many ways. First look at picture and answer then these questions. (1 Samuel 17)

- a. Is David tall?
- b. Is Goliath tall?
- c. Is David young?
- d. Is Goliath's spear long?
- e. Is Goliath's shield big?
- f. Is Goliath's shield light?
- g. Is David near Goliath?
- h. Are David's stones big?
- i. Is David's faith strong?



10. Comparison

2

1. One Clap these one syllable adjectives (young, tall, long, old, big) and then say the comparative by clapping twice: For example: Young/Younger, Tall/Taller, Long/Longer.
2. In groups of 5, can you **guess** how many people in your group
 - a. are younger than you?
 - b. are taller than you?
 - c. have longer hair than you?
3. Ask some questions to find out if you are correct: For example:
 - a. How old are you?
 - b. How tall are you?
 - c. Let's compare our hair length
4. Clap these 2 or more syllable adjectives and then say the comparatives using the word 'more'. For example: Intelligent more intelligent, Flexible more flexible.
5. Note that with adjectives ending in y, you drop the y and add ier For example: Funny/Funnier, Heavy/Heavier, Hungry/Hungrier
6. Divide the class into 2 big groups, Each group chooses one person to be and act like a robot. Then each group introduces their robot and says why it is better than the other robot. For example:
 - a. This is our robot, his/her name is
 - b. He is very fast. He is faster than that robot
 - c. He is very intelligent. He is more intelligent all the other robots
 - d. He is very funny. He is funnier than that robot.
7. Compare and share the story of the boy David and the giant Goliath. Here are some words you might use. (I Samuel 17)

Big Heavy Quick Handsome
Young Faithful Old Experienced




11. Colors

Shapes

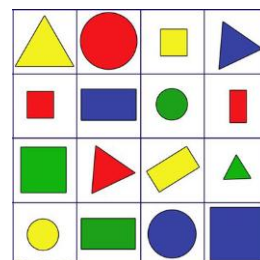
- Individually everybody first practices their answers to the questions below. Then in small groups, everybody randomly chooses an M & M from a bowl and share what color their M & M is. They then share the answer for that question

- Red: What is your favorite color?
 Yellow: What is your favorite food?
 Blue: How many people are in your family?
 Orange: How old are you?
 Brown: What shape can you make with fingers, arms etc. (Circle, triangle)?
 Green: What do you like to do? Do you like dancing?



- Listen and watch as the teacher points and says:

- This is a square
- This is a rectangle
- This is a triangle
- This is an oval



- The teacher lays out some different size and coloured shapes on a table. The students then listen to the instruction given by the teacher and respond appropriately.

- Point to a circle
- Point to a red circle
- Point to a red triangle
- What color is this? *It's red.*
- Is this a triangle". *Yes it is / No it isn't, it's a...*
- What's this? *It's a ..*
- What color are these? *They're*

- Do you know the colours of the rainbow?
- Learn the first story of a rainbow in the story of Noah
¹³ I am putting a rainbow in the clouds as proof of the agreement between me and the earth. . (Genesis 9:13)



12. Clothes

Fashion

1. Teacher points to different types of clothing: For example

This is a Shirt Jumper Coat Belt
These are Shorts Pants Shoes Cap



2. Teacher then asks a student; “Student A, can you point to your shirt”
3. Share what you are wearing with your partner.
 “Today I am wearing a blue shirt, black shorts and sport shoes”
4. Stand back-to-back and remember and describe what your partner is wearing.
 For example: Today you are wearing blue denim jeans, a beautiful white cotton top.
5. Role play in a pairs shopping for a new shirt

Shop: Welcome. Can I help you?

Customer: I am looking for a shirt for me.

Shop: How about this one?

Customer: Can I try it on?

Shop: Sure, the change rooms are over there

Customer: What do you think?

Shop: It looks good on you. The color really suits you

Customer: Great! I will buy it



6. In small groups, dress up one person as an international model and the rest of group act as MCs for an international fashion parade. The model then has to walk the catwalk as other people cheer!

MC 1: Everybody, let’s welcome... (name)

MC 2: She/he is our international model from...

MC 3: Today she/he looks great, amazing, very colorful

MC 4: Today she/he is wearing beautiful blue denim jeans

All : Let’s give him/her a big clap



7. Share what colors are important/symbolic to wear in your country.

China- Yellow (Emperor)

Thailand: Days of the week: Monday-Yellow, Friday-Blue.

8. Share the well-known story of Joseph’s technicolour coat where the father gave his son a coat of many colours which was very symbolic.



14. Finding out information

Questions

- Everybody sits in a circle while one person stands in the middle. The person in the middle then asks you a Yes/No question and if your answer is yes you have to change chairs but not the chair next to you.

Do you ...? / Do you often...,?

- Go jogging
- Cook dinner at home
- Clean my room
- Sleep in
- Go shopping
- Play football
- Do martial arts
- Speak English

Yes
100% Always
90% Usually/normally
80% Frequently
70% Often
50% Sometimes
30% Occasionally
No not really
10% Seldom
5% Rarely
No
0% Never

Yes
Everyday
Once a week
Twice a week
Three times a..
No not really
Once in a blue moon

- Each student writes down one possible answer on a slip of paper and places in a box. For example 'Twice a day'. Then one student comes to the front of the room and randomly chooses a slip paper and then asks a random person and tries to generate that answer 'Twice a day'

How often do you brush your teeth? How often do you drink coffee?



- Share what is common or not common for people In your country

Everybody takes off their shoes before entering a house. It's normal


Most people like

People often go to:

Some people believe in ...

People rarely ,,,

Nobody ever



- There is a story in the Bible where one man shared an event that was very uncommon "Nobody has ever heard of opening the eyes of a man born blind" John 9:32
- There are many other significant unusual stories in the bible such as Lazarus (John 11), Jonah (Jonah 1:17) and Mary in the easter story "Mary" (John 20:16) to name a few. Have you ever heard about these stories



15. Time

What are you doing now?

1. In pairs, each person chooses one place anywhere in the world. They have to check what the time actually is in that country and their partner will ask them as having a phone conversation what time is it and what are you doing now? For e.g.

Person 1: Hi Where are you?

Person 2: I am in London

Person 1: What time is it?


Person 2: It's 4am in the morning

Person 1: What are you doing?

Person 2: I am lying in bed

Person 1: What's the weather like outside?

Person 2: It's...(raining, snowing, windy, sunny, very hot, cold, beautiful)



2. In pairs, take turns doing an action. Your partner has to guess what you are doing? For example: You are teaching You are studying. You are sleeping

3. In a restaurant or reception centre there are many roles happening at the same time. As a class, mime each of these roles

a. Setting the table.

b. Cooking dinner.

c. Clearing the table.

d. Serving customers

e. Tasting the food/wine

f. Ushering people

g. Greeting guest

h. Facilitating everything

i. Washing up

j. Wiping the tables

k. Collecting dishes

l. Handling complaints

4. In groups of 4, each person chooses one of the above roles in a busy restaurant and then as a group role play at the same time in front of the rest of the class.

The class have to guess what each one of you is doing. 'You are making coffee?'

5. There is one Bible story about a wedding reception which was like a busy restaurant that served the same customers for many days when suddenly some people started filling the wine barrels with water which was not normal. Let's now learn this story to see why his happened. (John 2)

Kitchen hand 1: What are you doing?

Kitchen hand 2: I am filling up the wine barrel with water

Kitchen hand 1: Why?



16. Describing people

Feelings

1. Line up shortest to tallest. "I am taller/shorter than you".
Line up youngest to oldest. "I am older/younger than you".
2. Line up in your birthday month. J. F. M. A. M. J. J. A. S. O. N. D.
and ask
"When is your birthday?"
"What month/day?"
My birthday is in... (month). My birthday is on the... (day).
3. The 2 people with the next birthday are taken out of the room so the class gets ready to have a surprise party by having a cake, party hats, streamers etc.
4. Surprise parties can be very exciting. Share a time when you were surprised
5. Share a about time when you felt sad or shocked.
6. Learn the story of a temple leader named Jairus who experienced a wide range of emotions when his 12-year-old daughter was dying. (Mark 5:21-24 5:35-43)



Worried
'Sick'



Shocked
'Dead'



Sad
'Crying'



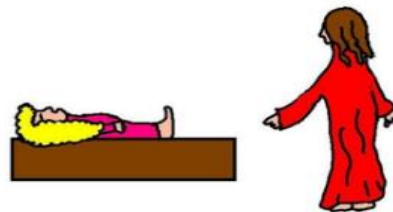

Confused
'Sleeping'



Surprised
'Got up'



Happy
'Alive'



17. You

Have you ever...?

1. Repeat these grammar words

Eat	Ate	Eaten	Drink	Drank	Drunk	Cook	Cooked	Cooked
Ride	Rode	Ridden	Go	Went	Been	Watch	Watched	Watched
Drive	Drove	Driven	Feel	Felt	Felt	Run	Ran	Run

2. Everybody sits in a circle. One person stands in the middle and asks a “Have you ever..” question. If your answer is yes, you have to change seats but you cannot sit in the either seats next to you. The last person standing has to asks the next “Have you ever...” question. For example:

- Have you ever ridden a bicycle?
- Have** you ever been to a football game?

3. “Have you ever..” are questions to share experiences in somebody’s life. Learn the story about a young son who left his father and experienced many of the following experiences. (Luke 15:11-32)

- Have you ever walked a long distance? **He did!**
- Have you ever felt hungry? **He did!**
- Have you ever felt lost?
- Have you ever said sorry?
- Have you ever been given a present?
- Have you ever had a party?



19. Coffee shop

Drinks

1. Sing in a soprano voice: “It’s time for coffee” “It’s time for tea”
“It’s time for you” “To be with me”
2. What do you like to drink and how many cups do you drink each day?
3. Use these connecting words to chat about your taste in drinks. For example:
 - a. I like to drink coffee **and** tea. (+ and +)
 - b. I don’t like to drink Fanta **but** I like to drink Coke. (+ and -)
 - c. Lattes looks good however I prefer Espressos (Contrast)
 - d. Although I like coffee I don’t drink coffee after noon (Slight exception)
 - e. I drink coffee **because** it makes me feel awake (The reason is)
 - f. I feel tired **so** I will buy a coffee. (as a result of)
4. Role play a barista (B) and a customer (C) in a coffee shop
B: Good morning, what would you like?
C: Can I have a Cappuccino please?
B: Hot or cold?
C: Hot please.
B: What size would you like small, medium or large?
C Large please.
B: Sugar?
C: No sugar thanks, I am sweet enough
B: Have here or take away?
C Have here thanks
B: Would you like some chocolate sprinkles on top (On the froth)?
C: Yes please
B: That will be 5 dollars. Here is your coffee
C: Slurp! Hmm, this tastes amazing
5. What’s the latest you drink caffeine in a day?
6. Learn the story of a boy who probably needed some caffeine to stay awake as he nodded off and fell out the window Acts 20:7-12.



I need a coffee













20. Weather

Activities

1. Snowball fight: On a piece of paper, each student writes down one question. Then they scrunch up the paper. When the teacher yells out 'snow fight' the class have a snow fight. At the conclusion of the snow fight, everybody picks up and unwraps one snowball and reads out and answers that question.
2. Say and act the following types of weather as a class
 - a. Sunny or warm (mild)
 - b. Cloudy (overcast, partly cloudy)
 - c. Stormy (Possible hail)
 - d. Snowing (freezing)
 - e. Calm (No wind)
 - f. Pleasant (Clear blue skies)
 - g. Cool and windy
 - h. Windy: Strong wind, a little bit gusty
 - i. Hot and humid (Sticky)
 - j. A little bit balmy

3. Ask 10 different people the following questions about weather

1. Do you like sunny days? Yes I do Sign...		2. Do you like windy days? Yes I do Sign...	
3. Do you like rainy days? Yes I do Sign ...		4. Do you like hot days? Yes I do. Sign ...	
5. Do you like cold days? Yes I do Sign...		6. Do you like stormy days? Yes I do Sign...	
7. Do you like snow? Yes I do Sign...		8. Do you like humid days? Yes I do Sign...	
9. Do you like cool mild days? Yes I do Sign...		10. Do you like a gentle breeze? Yes I do Sign...	

4. Share about the weather where you are
 - a. Today it is...
 - b. Yesterday it was...
 - c. Tomorrow it is going to be...
5. Have you experienced any unusual or an extreme weather event?
6. Learn the story where a completely calm day turned unexpectedly very violent for some fishermen. Mark 4:35-41



21. Farms

Crops

1. Do the following sunflower drama as a whole class: One person is the sun and holds up a plate to symbolize the sun. This person moves through the class as if displaying morning to night. Everybody else are sunflowers who follow the direction of the sun.
2. Draw on a map and show what different types of crops are grown in your country. For example: sunflowers, wheat, tea, sugar cane, oranges, coffee...
3. Do the drama (8 people) of the invention of tea using words like **under, on, in, into**.



Narrator: A long time ago in China there was a famous emperor.

Emperor: I am Emperor Shennong of China. I am tired. I will sit **under** the tree.

Tree: I am a big tree. The Emperor is sitting **under** me.

Narrator: The Emperor was thirsty so he lit a fire.

Fire: I am a hot fire.

Pot: I am a big black pot and I am **on** the hot fire.

Water: I am fresh water and I am **in** the big pot and starting to bubble

Wind: I am a breeze. I am blowing **on** the tree

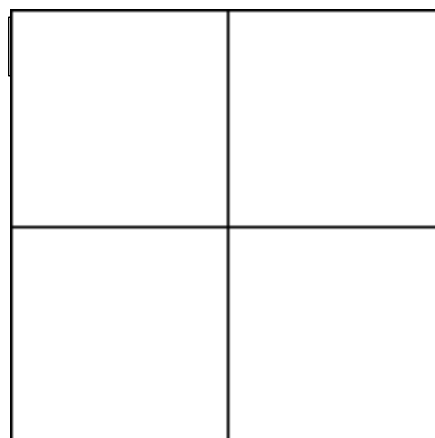
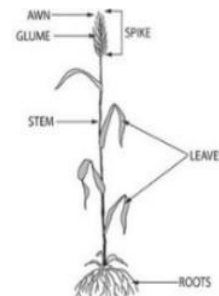
Leaf: I am a leaf; I fell **off** the tree **into** the pot.

Narrator: The Emperor tasted the water.

Emperor: Hmm this tastes amazing!



4. Can you name the parts of a plant? For example: Stem roots leaves
5. Share and draw the story about the farmer and four fields Mark 4:1-20



22. Beautiful Places

Hand crafted

1. Give each group some plasticine or clay. Choose one person from each group to come to the teacher who gives them the name of something to make and this person goes back to their group and makes the thing and the rest of the group have to guess what it is. For example: mountain., tree, bird, lake cloud, sun, tiger, cat, person, fish, river, sun, stars etc...



2. Role play in 5s looking out the window while travelling in a car.

Driver: I love driving around the countryside,

Passenger 1: Look at that lake. It is so beautiful

Passenger 2: Wow look at those mountains So awesome

Passenger 3: Look at that glorious sunrise. So amazing

Passenger 4: Look at that bird. So colorful, So Unique



3. Draw a map of your country and share where the most beautiful (scenic, picturesque unique) places are

4. Role play persuading your friend to visit a beautiful place in your country

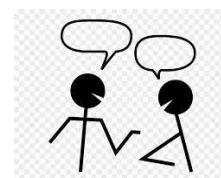
Person 1: Where should I go?

Person 2: You should go to (Place)

It is very beautiful, unique and picturesque

You can (Activity)

I think you would love it



Person 1: Really, it sound amazing! Thanks for the advice

5. A very beautiful unique place was the first garden, the Garden of Eden (Genesis 1). As a whole class, draw on a big piece of paper or whiteboard what you remember was in this first garden where everything is described as good or very good.

³¹ God saw all that he had made, and it was very good

6. As a class tell the story of the creation of this beautiful place.

7. Discuss: "Like clay in the hand of the potter, so are you in my hand, (Jer 18:6):

You are handmade, unique and beautiful. No persuasion needed



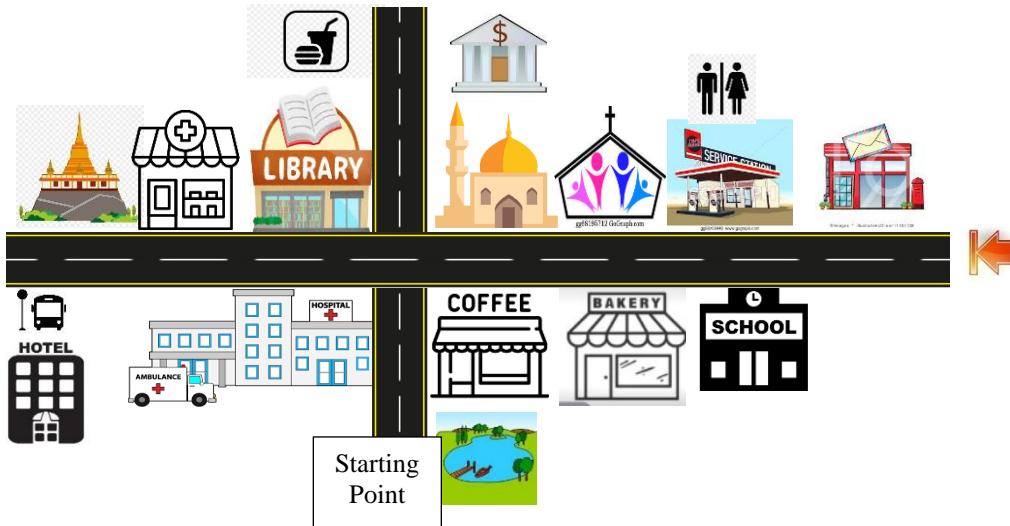
23. Directions

Shops

- In pairs, one person is blindfolded. 2nd person give directions. For example:
Walk forward 3 steps. Stop Turn left. Go straight 2 steps.
Turn around. Keep Going Stop Good job!

- Often we need directions to find places. Match these names to places

- | | | | |
|--------------|----------------|-------------|--------------------|
| a. Bank | b. Post office | c. School | d. Mosque |
| e. Park/lake | f. Restaurant | g. Hotel | h. Church |
| i. Hospital | j. Library | k. Bakery | l. Coffee Shop |
| m. Temple | n. Toilet | n. Pharmacy | o. Service Station |



- Learn more direction words and use arm movement to demonstrate.
Go straight Go past Go down this road Go through Go this way
Turn around Turn left Turn right See the... Be careful
Stop Veer left On your left Keep left Keep going

- In pairs, give directions to a place from a starting point and your partner has to guess the finishing point.

- Hear the story of the blindman Bartimaeus who sought direction in life from the side of the road. Mark 10:46-52



- Have you ever felt blindfolded in life? We can find the same light and new direction as Bartimaeus "Your word is a lamp for my feet a light on my path".
Psalm 119:105



24. Travel plans

Surprise meetings

- Point to types of transport (bike, train, motorcycle etc.) and say. "This is a car".
- Talk about your daily travel habits: I often/usually/sometimes/rarely/never...
 - ride a bike
 - drive a car
 - catch a bus
 - go by train
 - walk
 - hitchhike
- Traveling can be a great way to meet people Role play picking up a hitchhiker

Hitchhiker: Hello, good morning.

Car Driver: Where are you going?

Hitchhiker: I am going to the 5 Star Mall.

Car Driver. Okay I am going that way. Hop in

Car Driver: Why are you going to the Mall?

Hitchhiker: I am going to do some shopping

Car Driver: Here is the mall, happy shopping!.



- Role play in pairs on a bus making conversation to the person next to you.

Person 1. Info: Hi, my name is...

Ask: What is your name?

Person 2. Answer: My name is...

Add: I am from...

Ask: Where are you from?

Person 1. Answer: I am from...(place)

Add I am a... (job)

Ask: What do you do?

Person 2. Answer: I am a... (job)

Add: I like to ... (hobby)

Ask: What do you like to do in your free time?

Person 1. Answer: I like to go shopping

This is my stop, nice talking to you today

Person 2: Nice talking to you too. Have a nice day

- Listen to the story of Paul who met somebody new on his travels on the road to Damascus that that ended up being a life changing event for him. Acts 9

999 GOVERNMENT BUS TIME TABLE

PHANGAN - BKK		BKK - PHANGAN	
Depart	Arrive	Depart	Arrive
1700	0600	1930	1130
1700(VIP)	0600	1950(VIP)	1130
Depart from Raja Ferry Port Thongsala		Depart from Southern Bus Terminal Bangkok	
Phangan Tel: 077 238507, 077 238762			
Bangkok Tel: 02 7926222, 02 4224444			



25. Numbers

Shopping and Travel

1. Stand back-to-back with your partner: Both people turn around at the same time showing a number from 0-10 with their fingers. First person to add all the fingers together wins. For example: $2+4=6$
2. Share 3 numbers about your life. Your partner has to guess what they stand for. For example 2: You have 2 cats. Correct!
3. We use numbers when filling out details on forms. For example
 - a. What is your date of birth?
 - b. How old are you? .
 - c. How tall are you?
 - d. What is your address?



4. We use numbers when shopping, role play in pairs.

Pan: Can I have one litre of coke please?

Shop Sure!


Pan: Can I also have 200 grams of sliced ham and 1 kilogram of prawns

Shop: It that everything? Anything else?

Pan: : How much is that altogether?

Shop: \$2 for the coke and \$7.25 for the ham and prawns. Altogether \$9.25

- 5 What numbers are lucky or unlucky in your country and why?
6. The number 7 is revered in many countries. Share one of these interrelated stories
 - a. God created the world in 7 days. Gensis 2:1-2
 - b. Joshua and the walls of Jericho Joshua 6:4
On the 7th day 7 priests marched around Jericho 7 times
 - c. Forgiveness: Not 7 times but 70 x 7 times Matthew 18:21-22



70
x
7



26. Shopping

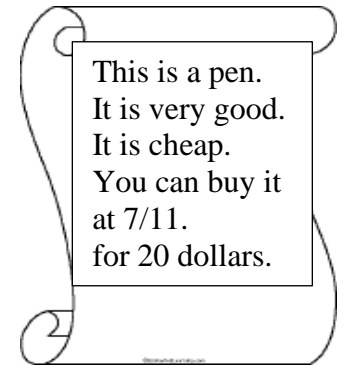
Items

1. In pairs, share about an object you have in your bag/wallet that is very special to you
2. Students get in teams of 3. One person is the reader, one person is the runner and one person is the writer. The teacher gives a short description of an item on a piece of paper to each reader.

A Reader: The reader holds the paper and reads a little bit of information to the runner.

B Runner: The runner listens to the reader for a short time and then runs about 15 meters to the writer and tells the writer what they heard from the reader

C Writer: The writer listens to the runner and writes down what they have heard. Then the runner returns to the reader of his team. This continues until the first team completes the whole writing. Then the class checks each team's writing for accuracy.



3. Do a presentation on an object/something you have or created For example:

- a. This is a can opener
- b. It can do many things such as
- c. It is quite big/small in size
- d. It's made of...
- e. It is easy to carry/use/store
- f. It is light/heavy
- g. Today's special price is.... Very good value for money/very reasonable
- h. You can buy it at



4. What products are most popular in your country at the moment. Are the selling of fake products common?. The top 3 fake brands in the world are Nike, Rolex and Gucci
5. What questions would you make if you were buying a gold ring?
 - a. Is it 100 percent gold?
 - b. Is it genuine/authentic?
 - c. Where was it made?
6. Share about the conflict when people demanded of their leader "Come, make us gods out of gold" (Genessi 32). They ended up making a golden calf. Many questions were asked by others. Is it genuine? Who made it? Can it speak? Does it have a mouth?



27. Activities

Keeping fit

1. Read and mime these activities

Play!

Play football

Play badminton

Play the piano

Play computer games

Play games

Go!

Go swimming

Go jogging

Go camping

Go snorkelling

Go fishing

Do

Do aerobics

Do martial arts

Do taekwondo

Do photography

Do puzzles

2. In pairs mime and share three activities you like to do

3. How often do you do these activities?

a. Every day

b. Once a week

c. 3 times a year

4. Share what activities people like to do in your country

For example: In Norway, people love to go skiing.

5. What activities do you like to do in the mountains?

a. Hiking

b. Taking photos

c. Admiring the scenery

d. Camping

6. What activities do you like to do at the seaside?

a. Swimming

b. Snorkelling

c. Sunbaking

d. Surfing

e. Playing beach volleyball

f. Making sand castles

g. Bodyboarding



1. All people
2. Nearly all people
3. Most people
4. Many people
5. Some people
6. A few people
7. Nobody

7. In the above two pictures you can see stories of two very unusual activities, one happened at sea (Mark 6:45-52) and the other on a mountain top (Luke 9:28-36). Listen to the teacher share one of the stories and go tell it to your partner.



28. Feelings



Situations

1. Share about life by using the following adjectives. For example
 - a. Learning English is (exciting/excited)
 - b. Being sick is so depressing/depressed.
 - c. I enjoy It is very interesting/exciting
 - d. I feel excited when
 - e. I feel terrified when
 - f. For meis very boring. I always feel bored
2. Role play the following 'how do you feel questions'

Q: How do you feel about snakes?
A: I feel frightened

Q: How do you feel about going on holidays?
A: always feel excited
3. Role play in pairs

Person one: How was the movie?
Person two: The movie was scary. I felt scared (The movie made me feel scared)
4. Read below the story of a man full of evil spirits who caused many reactions for people before and after he met the good teacher that changed his life. Mark 5



- a. This man made frightening noises night and day. Everybody was frightened.
- b. Everybody tried to help this man but they couldn't
- c. The Good Teacher arrived on a boat.
- d. Then the man ran to the shore and knelt in front of the visitor
- e. The good teacher order the evil spirits to come out of the man
- f. This man was now dressed and sitting down peacefully.
- g. Everybody when they saw this were amazed but also terrified



29. Food

Delivery

1. Draw part of an item of food and the rest of the group have to guess what it is
2. Which of these food items are countable or uncountable?

a. Apple (1)

Countable (C)

b. Rice

Uncountable (UC)

c. Onions

d. A bottle of water

e. Water (general)

f. Yoghurt

g. A bowl of rice

h. Fish

i. Bread

j. A loaf of bread

3. What do we have in the fridge?

a. We have a/an ..

b. We have some ...

c. We have a few ..

d. We have a little

e. We have some leftover.....

f. We have a lot of.....

g. We have plenty of ...

h. We don't have any...

i. We don't have enough We need some more...

4. Answer these questions to explain how the word some can be used in a question

a. Do we still have **some** lettuce I bought yesterday? (Expect positive answer)

b. Do we have **any** yoghurt? Do we need **any** more yoghurt?

c. Do we have (enough) fish and bread for 5 people. I think we need some

5. What do you see in the picture of bread and fish? Is there enough to feed 5000 people? Learn the story of the feeding the 5000. Luke 9:10-17



30. Birds

More information

1. As a whole class, do the internationally famous chicken dance
2. In Australia, the kookaburra is a famous Australian bird. Try to make the noise of a Kookaburra or make the sound of another bird.
3. What birds are famous in your country?
4. Share the following information about a bird in your country.
 - a. What's it called?
 - b. What sound does it make?
 - c. What do they eat?
 - d. Where do they live and how long can they live for?
 - e. How would you describe them (big, intelligent, colourful, graceful, common, significant, popular..)?



5. What birds are not so popular in your country and why?
6. Ravens/Crows are not so popular in many countries Make a sentence about a raven by choosing one or more phrases in each box. For example 'The big black raven sat on a branch at noon to eat some insects'



	Adjective	Noun	Verb	Where	When	Why
The	a. big b. black c. scary looking d. hungry e. rangy	raven	a. flew b. sat c. looked d. walked	a. on the ground b. in his nest c. across the sky d. On a branch	a. in the morning b. at noon c. at night d. At dawn e. When it was raining	a. to find a worm b. to make a nest c. to eat d. to feed e. to sing

7. Read these verses about crows and share 3 things you learn from the verse.

.²³ Life is more than food or clothing. ²⁴ Look at the crows! They don't plant or harvest, and they don't have storehouses or barns. But God takes care of them. You are much more important than any birds. ²⁵ Can worry make you live longer? Luke 12:23-25



31. Encouragement

Belief

1. Practice saying these encouraging words with a gesture by using your hands

A. Before an activity

- a. You can do it
- b. I believe in you

B. During the activity:

- c. Keep going

C. At the end of the activity:

- d. You did a good job
- e. I'm so proud of you



2. In teams of five, line up where the first person says one encouraging word to the second person in the line and this continues until the last person in the line who tells his group "You did a good job" and the whole group sits down.
3. Doing new activities can be challenging so it is good to get encouragement. In teams of 4, do a relay challenge using chopsticks to pick up a pea, rice or grape and put them in bowl 5 metres away. The first person then runs back and gives the chopsticks to the next person in your team. Encourage each other using words and gestures practiced above.

4. Here is a story of one woman who needed a lot of encouragement. This woman lived with a debilitating sickness for 12 years. Her belief was strong and she didn't give up. She said as a man walked past "If I just touch his clothes,^d I will be healed."

Mark 5:22-36



32. Timeline

My life

1. Share three important dates in your life. Your partner has to guess what they are.
 - a. June 25 1962 You were born Correct!
 - b. March 13 1993 You got married
 - c. August 10 2002 Your first son was born on this day
2. Share more about your life by completing the following information

Start. Ready Set Go!

Station 1: Facts

- a. My name is... You can call me....
- b. I am... c. I like ...
- d. I have ... e. I can ...

Station 2: Past

- a. I was born in...
- b. I grew up in ...
- c. In ...
- d. I moved to ...

Station 3. Now

- a. I am living in...
- b. I am working/studying ...

Station 4: Future:

- a. In the future I want to visit ...
- b. I want to ...

Finish

3. Share your life story with everybody by going from start to station to station...
4. There is one story where a man knew everything about woman even though they had never met before. She was so shocked and amazed that she dropped her bucket and ran back to her local village and said
 - ²⁹ "Come, see a man who told me everything I ever did. Could this be the Messiah?" (John 4)
5. Discuss: ³⁰ "And even the very hairs of your head are all numbered". (Matthew 10:30)

